

# MEGAMAN® VERONA



MEGAMAN® VERONA series includes both a fixed pin-hole design and an adjustable version with a 30° tilt angle for accent lighting and wall wash applications. MEGAMAN® VERONA works perfectly with LED PAR16 to deliver excellent light output with up to 25,000 hours lifetime for conventional recessed applications.

With the black baffle, MEGAMAN® VERONA offers minimal glare for a darklighter effect to ensure visual comfort and is suitable for false ceilings

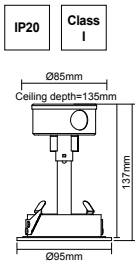
#### Features

- Suitable for different modes of lighting, MEGAMAN® VERONA works perfectly with LED PAR16 to deliver up to 25,000 hours service lifetime for conventional recessed applications
- Die-cast aluminium body
- Fixed pin-hole design for accent lighting and adjustable version with 30° tilt angle for wall wash applications
- Two different lamp holder positions to allow for optimal performance
- Fully recessed design with black baffle provides darklighter effect with minimal glare

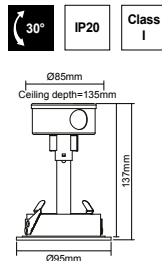
#### Applications

- Shops
- Offices
- Hotels
- Elevators
- Corridors
- Light troughs

F30617RC

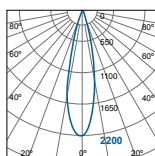
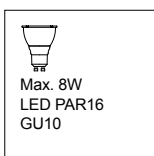


F30717RC



White  
(WH21)

Model No.	Max. Wattage (W)	Dimension (mm)	Cut-Out (mm)	Light Source	Lamp Base	Materials	Weight (g)
F30617RC	8	Ø95 x H137	Ø85	LED PAR16	GU10	Aluminium	245
F30717RC	8	Ø95 x H137	Ø85	LED PAR16	GU10	Aluminium	245



m	Lux	Ø cm
0.5	8800	21
1	2200	43
1.5	978	64
2	550	85

Beam angle = 24°

Please refer to page 151 for more light source information