

GIB762v0

TECHNICAL DOCUMENT- CONTROL GEAR

Supplier's name or trade mark:	MEGAMAN GmbH
Supplier's address	Halskestraße 22-26, AircomParc A140880 RatingenGermany

Model identifier

Model Number	GIB762v0
General description	Input: DC 15 Output: N/AW DC350 DC 15mA

Technical Document

Maximum output power	N/AW
Type of light source(s)	LED
Efficiency in full-load	N/A
No-load power (Pno)	N/A
Standby Power (Psb)	N/A
Networked Standby Power (Pnet)	N/A
Outer dimensions in mm	
Height	N/A
Width	N/A
Depth	N/A
Mass in grams	N/A
Standards Compliance	N/A

Warning

A list of compatible dimmers shall be provided on the website www.megaman.cc

MEGAMAN | WEEE - Green Room | LED, Energy-efficient & Eco-friendly Lighting, Restriction of Hazardous Substance
<https://www.megaman.cc/resources/green-room/weee>

Identification and signature

Removable Light Source			
Model No.	Light Source Model identifier	Input Voltage (V)	Input Current (mA)
FIB76200v1	SIB762v1840	DC76	205
FIB76300v1	SIB763v1840	DC77	480
FIB76400v1	SIB764v1840	DC77	710
FIB76500v1	SIB765v1840	DC78	770
FIB76200v0	SIB762v0840	DC75	125
FIB76300v0	SIB763v0840	DC75	250
FIB76400v0	SIB764v0840	DC76	370
FIB76500v0	SIB765v0840	DC76	480


Step 1: Open the side cover




Step 2: Open the module, and remove the terminal






Step 3: Untie the safety rope



Step 4: Remove the side cover



<div>Step 5: Pull out the light source module</div> <div> </div>	<div>Step 4: led module</div> <div> <div><div>LED-</div><div>LED+</div></div></div>
--	---